



<http://www.biodiversitylibrary.org/>

**The Annals and magazine of natural history; zoology, botany, and geology being a continuation of the Annals combined with Loudon and Charlesworth's Magazine of Natural History.**

London, Taylor and Francis, Ltd.

<http://www.biodiversitylibrary.org/bibliography/15774>

**v. 15 (1845):** <http://www.biodiversitylibrary.org/item/61866>

Article/Chapter Title: Descriptions of a new genus and some new species of homopterous insects from the East in the collection of the British Museum

Author(s): White, Adam

Subject(s): Hemiptera, Fulgoroidea, Auchenorrhyncha, planthoppers

Page(s): Page 34, Page 35, Page 36, Page 37

Contributed by: Gerstein - University of Toronto (archive.org)

Sponsored by: University of Toronto

Generated 25 November 2015 10:18 AM

<http://www.biodiversitylibrary.org/pdf4/045714700061866>

This page intentionally left blank.

*Distribution of the genus Ancyloceras.*

## IN ENGLAND.

*Lower Greensand.*

*A. gigas.*  
*A. grandis.*  
*A. Hillsii.*

*Speeton Clay.*

*A. Beanii.*  
*A. intermedius.*  
*A. ? Phillipsii.*

*Kelloway Rock.*

*A. Calloviensis.*

*Inferior Oolite.*

*A. costatus.*  
*A. Waltoni.*

## IN FRANCE.

*Neocomian superior.*

*A. brevis.*  
*A. Duvalianus.*  
*A. furcatus.*  
*A. Matheronianus.*  
*A. Renauxianus.*  
*A. simplex.*  
*A. varians.*

*Neocomian inferior.*

*A. cinctus.*  
*A. dilatatus.*  
*A. pulchellus.*  
*A. Puzosianus.*

*Inferior Oolite.*

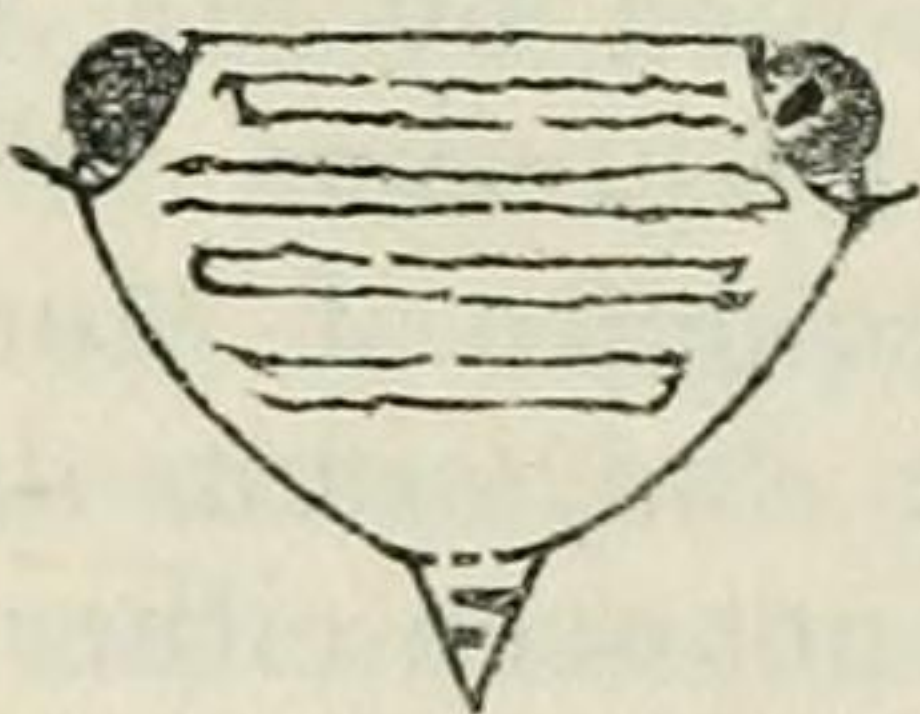
*A. annulatus.*

V.—*Descriptions of a new Genus and some new Species of Homopterous Insects from the East in the Collection of the British Museum.* By ADAM WHITE, Assistant Zool. Dep. Brit. Mus.

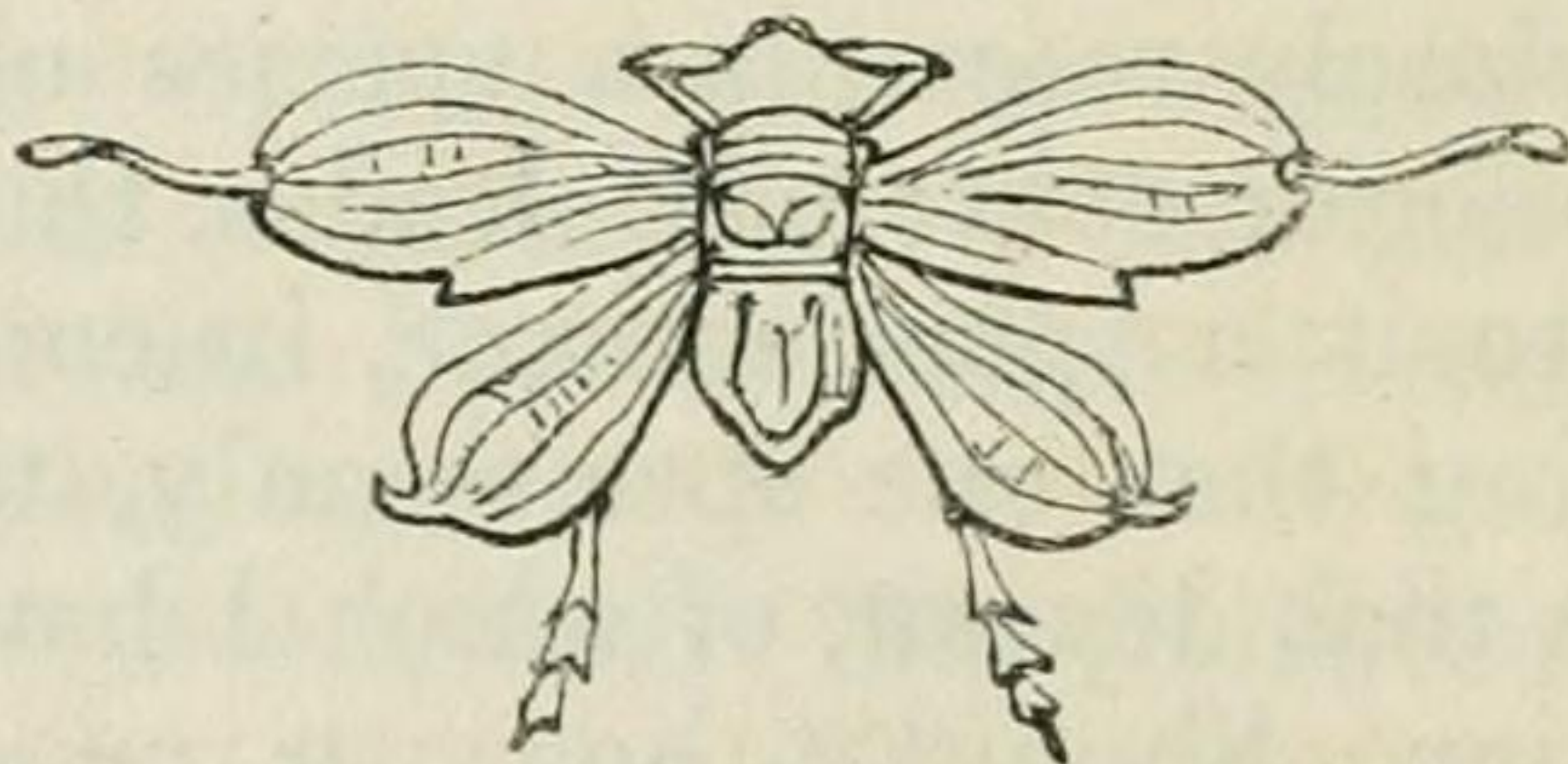
## ANCYRA, White.

A new genus seemingly allied to *Eurymela*, from which it may be at once distinguished by the shape of its head, which has not the dilated cheeks (see magnified fig. of face), so prominent a character in the New Holland genus. I can detect in *Ancyra* no stemmata. The antennæ are situated close under the eyes. Hemelytra finely veined, with a notch on the lower margin; at the end they are rounded and have a sort of knob, from which, in the male, proceeds a longish narrow appendage, widest at the end, and somewhat resembling the feathers on the head of *Pteroglossus ulocomus*. Wings somewhat falcated, especially at the ends, which are pointed and hooked. The legs are much dilated and compressed throughout; hind legs very long, with four spines on the outer edge of tibia. Body at the end covered with a somewhat waxy down-like secretion.

The species (*Ancyra appendiculata*) is of a rich deep brown colour; the hemelytra above are brown, spotted at the base with



Face magnified.

*Ancyra appendiculata.*

white, and have two whitish powdery bands of white; the hemelytra beneath are of a mahogany-red colour; the wings are of a

deep brown, almost black on the edge; between the wings there is a red-coloured space; body beneath yellow; legs black; in the female the wings are more powdery than in the male. Length  $4\frac{1}{2}$  lines; expanse of wings, exclusive of appendages, 1 inch.

*Hab.* Moulmein.

The sketch, kindly made for me by Mr. Humphries, will show the appearance of the insect better than any description. With reference to the genus *Eurymela*, I may mention that Mr. Harrington of Bath informed me that in New Holland the different species are named "manna-flies." They bore into the green bark of the gum-trees (*Eucalypti*), the sap exudes, dries and falls to the ground, sometimes in great quantities. This gum-tree "manna" is very sweet to the taste.

*Cercopis Proserpina*.—Head and thorax above of a yellowish orange colour; scutellum black, elytra black; inner margin, outer margin at the base, and veins in the middle of the same yellowish orange colour as is the thorax; under side of body and femora black; tibiæ and tarsi yellowish; end of hemelytra yellow. Length  $11\frac{3}{4}$  lines.

*Hab.* Philippine Islands.

This and the five following species were collected by Mr. Cuming, and are measured from the apex of the head to the tip of the wings.

*Cercopis Theora*.—Black; head, thorax above, broad interrupted basal band of hemelytra, tip and small marginal spot behind the middle, tarsi, end of tibiæ and the tip of abdomen of an olivaceous yellow. Length 11 lines. Very near *C. Urvillei*, Serville, Guérin's Icon. pl. 59. f. 8.

Perhaps the male of a *Cercopis* near one described by Fabricius under the name of *C. nigripennis*, which has the tip and a narrow portion of the margin of the hemelytra yellow, the rest being black; in this the whole of the tibiæ are yellow.

*Hab.* Philippine Islands.

*Cercopis Charon*.—Of a deep black, the thorax in some specimens with a deep blue tinge. Legs and margins of abdominal segments of a reddish yellow. Length 10 lines.

*Hab.* Philippine Islands.

*Cercopis perspicillaris*.—Of a reddish yellow colour, a transverse black line between the eyes, two longitudinal black lines on the thorax near the margin. Hemelytra with two black spots at the base, a broad transverse black band sinuated behind, and two black spots near the apex; body beneath black, the edges of the segments narrowly margined with reddish. Length about 8 lines.

*Hab.* Philippine Islands.

*Cercopis xanthomelæna*.—Yellow; four black spots across the hemelytra, two on each, one near the scutellum, the other in the

middle; a transverse black band, broadest externally, extends across the middle of the hemelytra, and has two yellow spots in it behind; sometimes there are three, in which case the central one is very small. Apex of hemelytra of a reddish brown. Length  $7\frac{1}{2}$  lines.

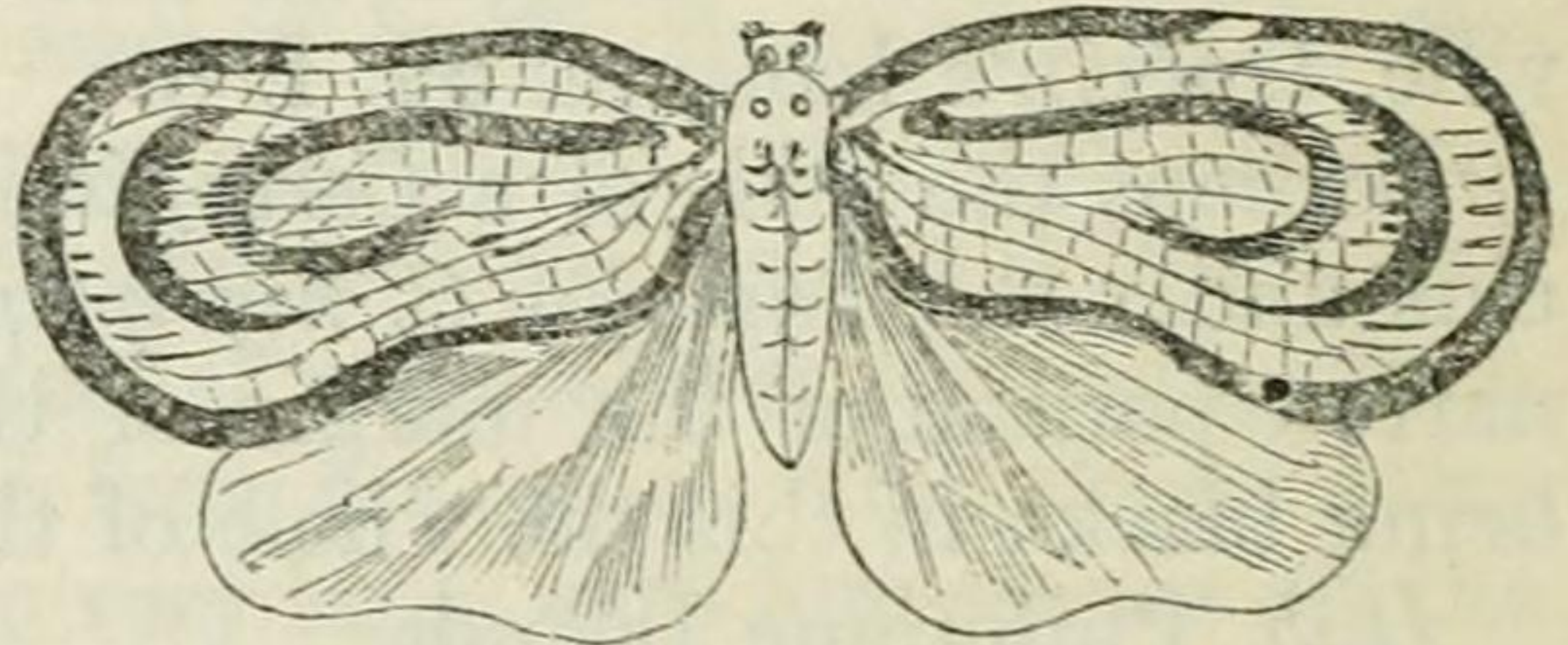
*Hab.* Philippine Islands.

A species near *C. spectabilis*, Burmeister ('Nov. Act. Phys. Med. Nat. Cur.' vol. xvi. supp. p. 304. t. 41. f. 8.), of which it may possibly be an extreme variety.

*Cercopis mactans*.—Cheeks and space between the eyes black; thorax with two broad longitudinal dorsal black bands not reaching to the anterior margin; sides of scutellum black, hemelytra black; outer margin yellow from the base to the middle, with a small blackish spot midway; inner margin at the base yellow, forming a line which extends as far as the end of the scutellum; behind the scutellum there is a transverse yellow spot common to both hemelytra; end of hemelytra with three largish yellow spots, one on each margin and another in the middle near the tip. Legs and body beneath yellow; body in the male spotted with black. Length from  $8\frac{1}{2}$  to 9 lines.

*Hab.* Philippine Islands.

*Pæcilopectera Dianthus*.—Pale, the wings of a milky white; hemelytra somewhat yellowish, especially at the base, rather broadly margined with brownish black, a hook-shaped broadish black line extending from the base of hemelytra to beyond the middle; between this and the outer margin there is a semicircular brownish black line attenuated at each end, a yellow point on the shoulder of each hemelytron, and the posterior margin of each at the base narrowly margined with yellow. Head between the eyes with three black lines, the middle one abbreviated. Thorax with at least twelve black spots above and on the sides, placed in three transverse rows. First and second pair of legs brownish except at the base, where they are pale. The hemelytra are somewhat longer in proportion than they are in *Pæcilopectera phalænodes*, the head in front is somewhat dilated, and there is a strong keel on each side above the eye. Expanse of hemelytra 1 inch and 11 lines.



*Hab.* India; Java? There is a specimen in the collection of James Wilson, Esq. of Edinburgh.

For the sketch I am indebted to the obliging kindness of Mr. Humphries.

*Pæcilopectera papilionaria*.—Hemelytra light purplish brown, spotted with white in the middle, at the base slightly yellowish

mixed with brown; the fore margin to beyond the middle is pale, and from the end of the pale part there is an oblique broad bar abruptly broken off before reaching the middle of the hemelytron; between the end of the bar and the tip of hemelytra there is a narrow white lunule. The wings are of a smoky gray, and slightly iridescent.

Thorax yellow, spotted with black. Expanse of hemelytra 1 inch 1 line.

*Hab.* Java. James Wilson, Esq., F.R.S.E.; Stoll, *Cigales*, t. 7. f. 33?

*Aphæna leucostictica*.—Hemelytra at the base darkish green, with numerous blackish spots and dots, none on the anterior margin; end of hemelytra brownish yellow, with two or three minute white spots arranged in two outwardly bending lines. Wings at the base bluish verdigris-green, palest at the end, with a few black spots; end and margin blackish brown, with several milk-coloured dots. Head pale brown. Thorax with a greenish tinge. Body at the end above verdigris-green; under side and legs blackish. Expanse of hemelytra 1 inch 9 lines.

*Hab.* Philippine Islands; collected by Mr. Cuming.

*Aphæna delicatula*.—Hemelytra very pale greenish brown; basal part with many black spots (at least twenty), six of them on the anterior margin; the end darker brown, beautifully reticulated with pale greenish brown; wings at the base vermilion-red, with largish black spots, irregular on either side (at least seven); tip widely black; a large acutely-triangular sea-green mark on fore-edge between the red and black parts. Antennæ orange. Head and thorax above of a pale brownish colour with a kind of bloom over them. Body and legs blackish brown with a slight bloom. Expanse of hemelytra 1 inch  $7\frac{1}{2}$  lines.

*Hab.* China (Nankin); G. Tradescant Lay, Esq.

G. Tradescant Lay, Esq., in a note dated "British Consulate, Canton, 19th January, 1844," referring to this insect, says, "The gay *Fulgoridæ* were found in a grove not far from Nankin clinging to the trunk of a tree. They were however so much on the alert that it was very hard to capture them. I imagine they take their food and their pastime during the night and spend the day in sleep." Both the above species come near the *Aphæna variegata* of Guérin-Meneville in his 'Iconographie Règne Animal,' t. 5 8. f. 3.